









## Najad 505 - all but traditional

This magnificent boat has been created based on our core principles of quality, performance, safety, comfort and excellent seaworthiness. Besides the amidships cockpit layout there is barely anything “traditional” about the boat. The narrow water line input, relatively vertical bow and U-shaped sections in the aft generate the performance for which the boat is known. A Delta-bulb keel and a balanced spade rudder without skeg can be found under the hull. This dynamic combination provides fantastic manoeuvrability and world-class sailing performance.

Clean open deck areas and flushed skylights create a clean feeling. This feeling continues down below deck. The interior has a clean, minimalist design with soft, creamy white panels crossed with traditional mahogany.

There is a spacious saloon area with a double longitudinal kitchenette discreetly located towards the aft half of the boat on the port side.


The Najad 505 has been designed for both long-distance cruise and shorter trips thanks to the different interior options available.













# NAJAD 505 CC

Clean open deck spaces and flush-fitting skylights accentuate the smooth, 'stress-free' feeling which continues down below, where our interior designers have surpassed themselves by creating a calm and serene environment using soft-touch, creamy white panels interspersed with traditional mahogany. Designed primarily for cruising couples, although, once again practical options exist to ensure that owners can specify a layout that best suits their individual sailing needs.

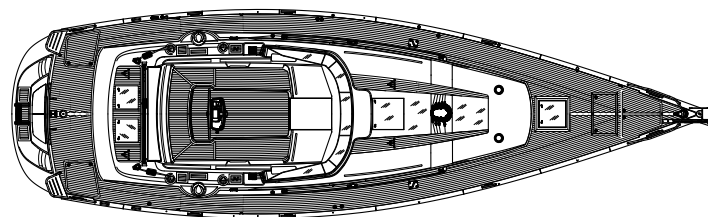
## TECHNICAL INFORMATION

L.O.A	15.3 M
L.W.L	14.08 M
BEAM	4.59 M
DRAUGHT (OPTIONAL SHALLOW DRAUGHT)	2.45 M (2.1 M)
DISPLACEMENT	18.9 T
BALLAST	6.33 T
MAST HEIGHT ABOVE WATER LINE	22.7 M
ENGINE	VOLVO PENTA D3-110 (78 KW) 107 HP
WATER CAPACITY + HOT WATER BOILER	800 L + 40 L
FUEL CAPACITY	720 L
HOLDING TANK CAPACITY	240 L

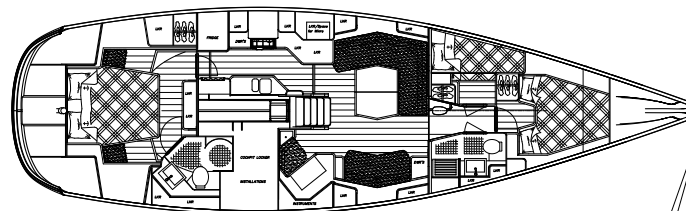
## SAIL AREAS

CRUISING	125 M <sup>2</sup>
FURLING MAIN	71 M <sup>2</sup>
WORKING JIB 106%	54.5 M <sup>2</sup>
DESIGN AND CONSTRUCTION	judel/vrolijk & co and Najad


To view more pictures or download the brochure, technical specification and accessories, visit [www.najad.se](http://www.najad.se)



DECK LAYOUT



INTERIOR LAYOUT



SIDEVIEW

